

Test Report

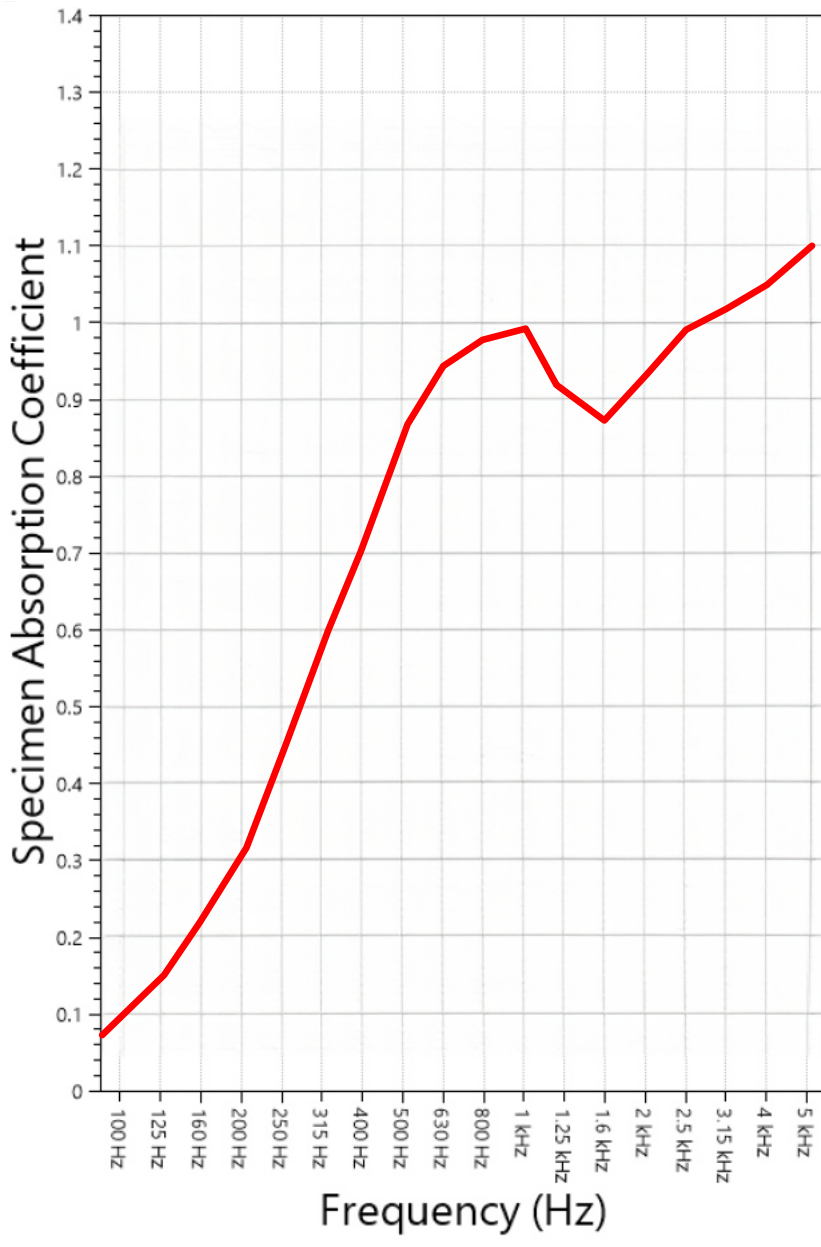
Vocal Booth To Go
2021-11-07

RAL™-A19-401

Page 3 of 3

SOUND ABSORPTION REPORT

Curtain deNoise I300 & SonicVoid I300 - (single layer)



SAA = 0.78

NRC = 0.80

Test Report

Vocal Booth To Go
2021-11-07

RAL™-A19-401

Page 1 of 3

TEST RESULT OF PRODUCT - deNoise 1300

Specimen total absorption and absorption coefficient are tabulated at the eighteen standard frequencies. A graphic presentation of the data and additional information appear on the following pages.

1/3 Octave Centre Frequency (Hz)	Absorption Coefficient	Total Absorption (Sabins)
100	0.04	3.14
** 125	0.13	9.80
160	0.22	15.76
200	0.30	21.93
** 250	0.44	32.03
315	0.58	42.39
400	0.71	51.75
** 500	0.86	62.69
630	0.94	68.17
800	0.96	69.59
** 1000	0.97	70.80
1250	0.90	65.42
1600	0.85	61.76
** 2000	0.92	66.72
2500	0.98	71.13
3150	1.00	72.44
** 4000	1.02	74.31
5000	1.09	79.27

SAA = 0.78

NRC = 0.80

1512 S BATAVIA AVENUE
GENEVA, IL 60134
630-232-0104

An ALION Technical Center

RIVERBANK.ALIONSCIENCE.COM

FOUNDED 1918 BY

WALLACE CLEMENT SABINE

Test Report

Vocal Booth To Go

2021-11-07


RAL™-A19-401

Page 2 of 3


TEST RESULTS (continued)

The sound absorption average (SAA) is defined in ASTM C423-17 Section 3.1.1 as the arithmetic average of the sound absorption coefficients of a material for the twelve one-third octave bands from 200 Hz through 2500 Hz, inclusive, rounded to the nearest integer multiple of 0.01.

The noise reduction coefficient (NRC) is defined from previous versions of ASTM C423 as the arithmetic average of the sound absorption coefficients at 250 Hz, 500 Hz, 1000 Hz, and 2000 Hz, rounded to the nearest integer multiple of 0.05.

Tested by 
Marc Sciaky
Senior Experimentalist

Report by 
Malcolm Kelly
Acoustical Test Engineer

Approved by 
Eric P. Wolfram
Laboratory Manager